



UW-MADISON EXTENSION

# Trempealeau County 4-H

*Program Year 2024-25*

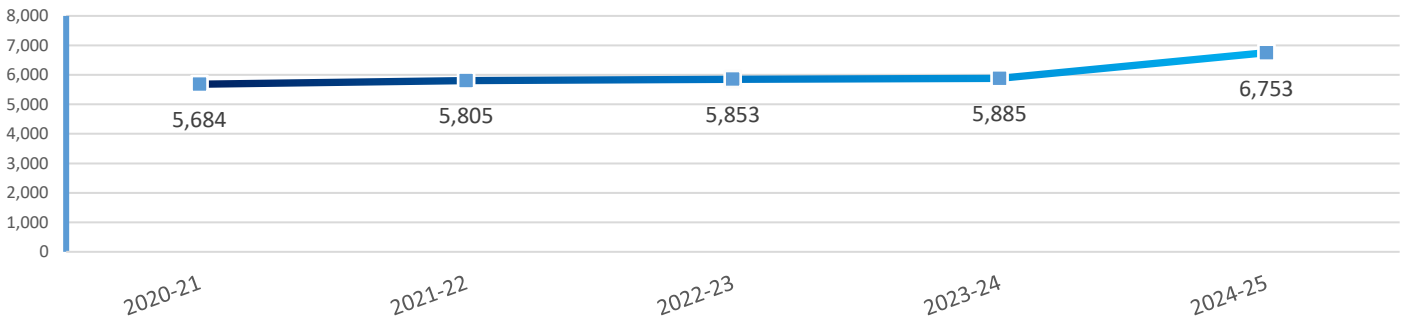




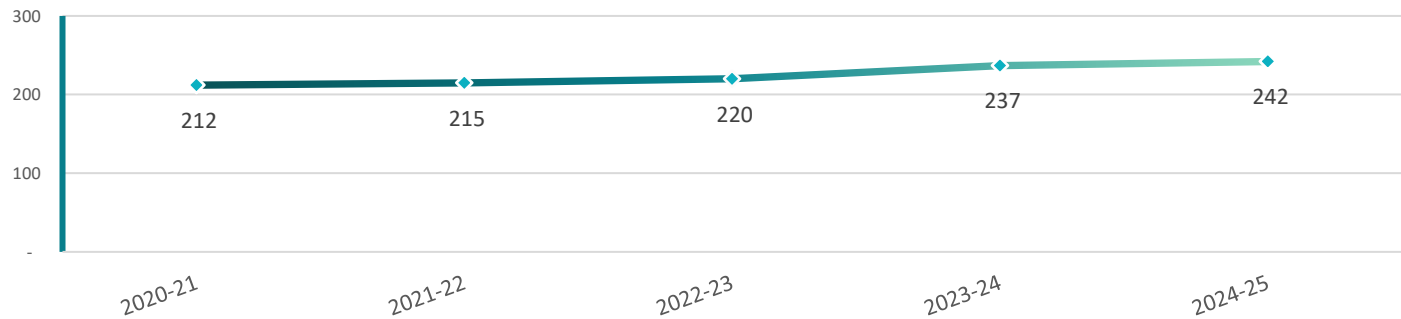
Youth Population Trends

The following graphs present K-12 school enrollment data for Trempealeau County, alongside comparative 4-H county data. The school enrollment data is derived from WI DPI annual statistics. The 4-H membership figures are derived from the annual year-end exports and may differ from those in 4-H Online due to members changing counties. Data specific to 4-H is marked by the 4-H clover emblem.

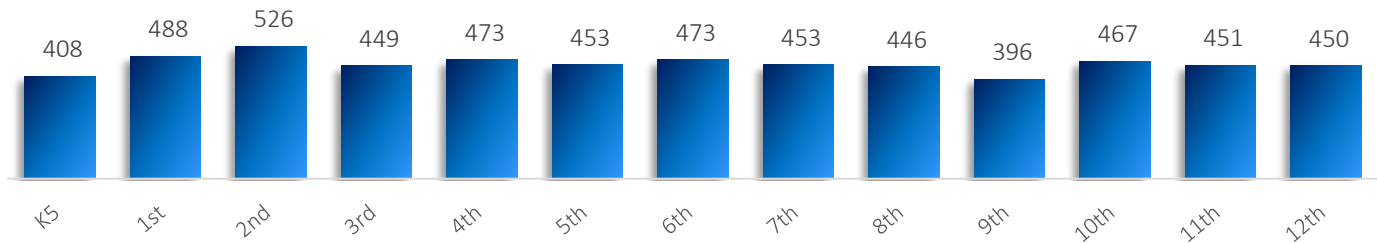
Private and Public School Enrollment 2020-21 to 2024-25



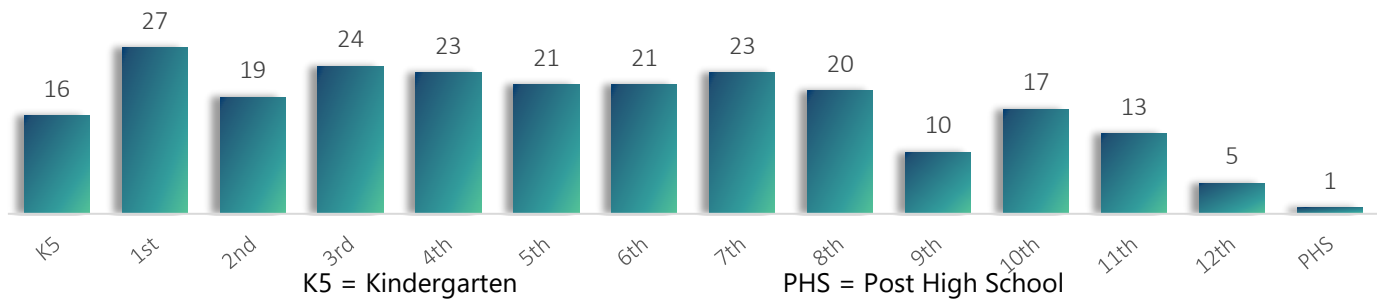
 4-H Enrollment 2020-21 to 2024-25



Number of Youth In Schools by Grade 2024-25



 Number of 4-H Youth Members by Grade 2024-25





## Trempealeau County 4-H Trends 2020-21 to 2024-25

### County Gender Breakdown 2020-21 to 2024-25

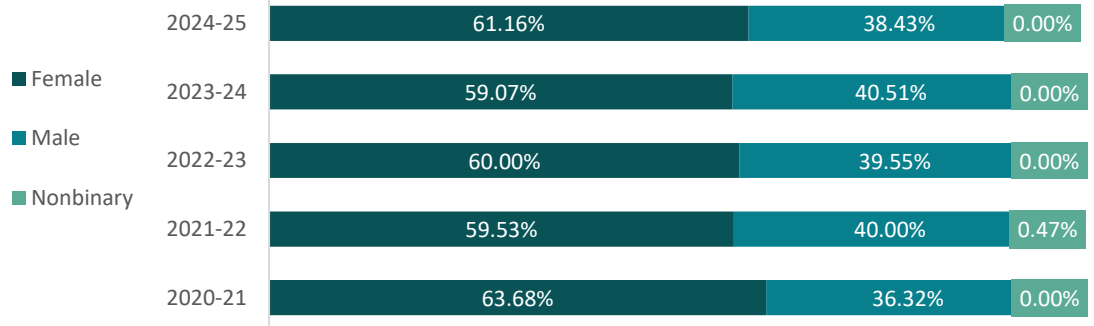


Data on nonbinary students had only begun to be gathered in the 2022-23 academic year. As a result, the percentage representing the nonbinary student population for all years prior has been set to 0.00%.

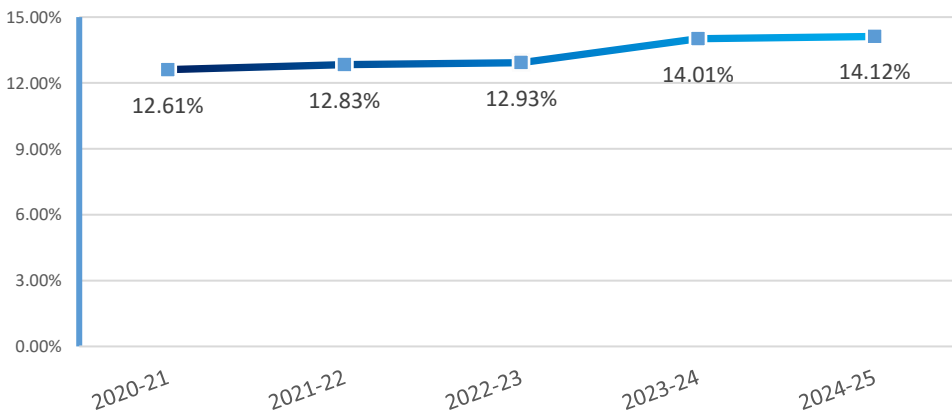


### 4-H Gender Breakdown 2020-21 to 2024-25

4-H has collected gender identity data, including nonbinary identity, for all years analyzed.



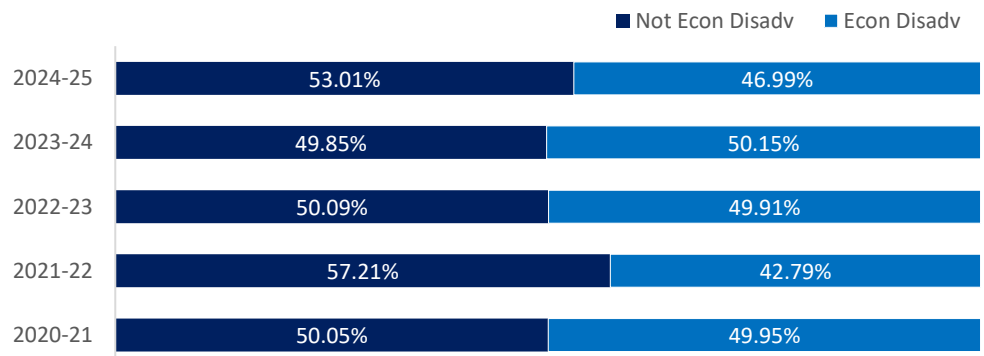
### County English Learner Percentages 2020-21 to 2024-25



**English learner status:** Formerly called English Language Learner (ELL) status and Limited English Proficient (LEP) status. Any student whose first language, or whose parents' or guardians' first language, is not English and whose level of English proficiency requires specially designed instruction, either in English or in the first language or both, in order for the student to fully benefit from classroom instruction and to be successful in attaining the state's high academic standards expected of all students at their grade level.

An **"economically disadvantaged"** student is a student who is a member of a household that meets the income eligibility guidelines for free or reduced-price meals (less than or equal to 185% of Federal Poverty Guidelines) under the National School Lunch Program (NSLP).

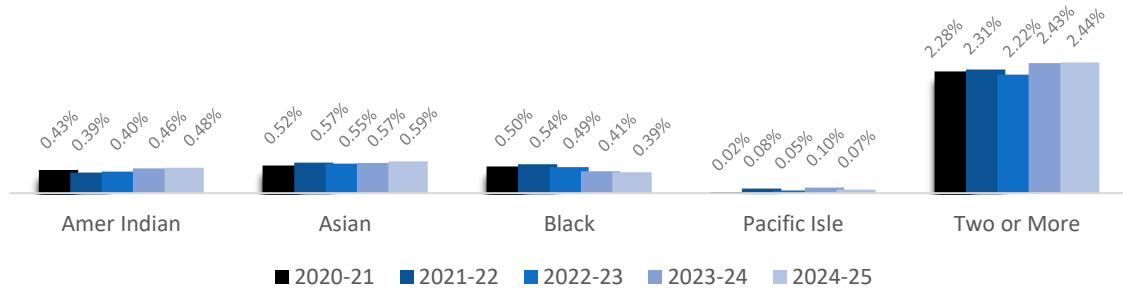
### County Economic Status Breakdown 2020-21 to 2024-25





## Trempealeau County 4-H Trends 2020-21 to 2024-25

### Racial Breakdown of School Age Youth 2020-21 to 2024-25

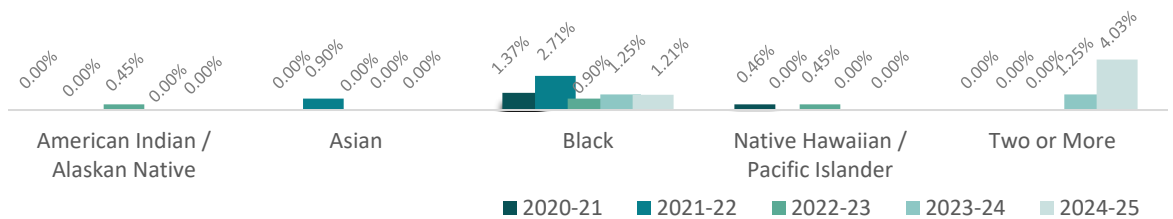


The racial breakdown does not contain Non-Hispanic or White counts. This allows the graph to display the rest of the numbers clearly.

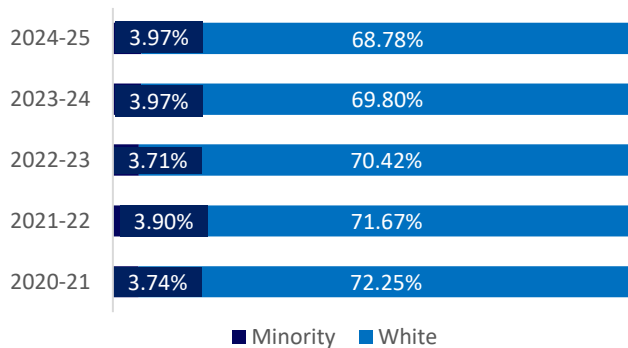
Prior to the 2023-24 program year, 4-H Online included individuals who identified with two or more races in the counts for each racial category they selected. Beginning in 2023-24, these individuals are now accurately categorized as belonging to "Two or More" races, distinctly.



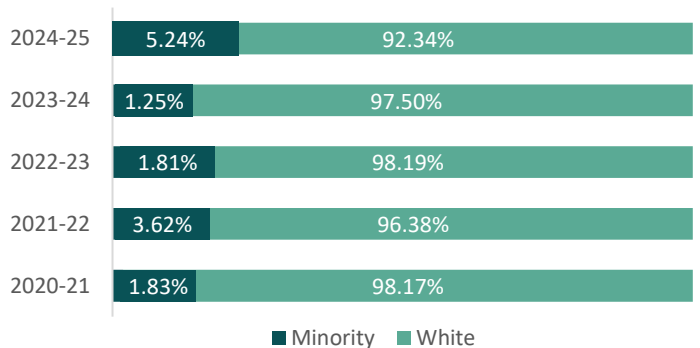
### 4-H Enrollment Racial Breakdown 2020-21 to 2024-25



### County Demographic Percentages of Students

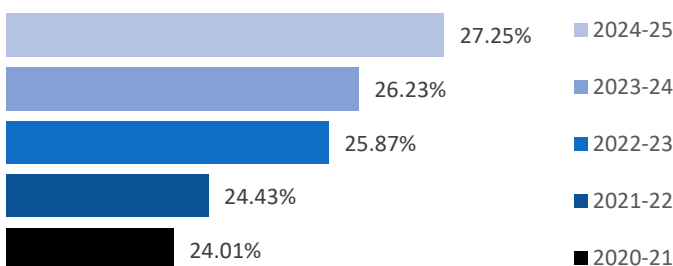


### 4-H Demographic of Youth Members

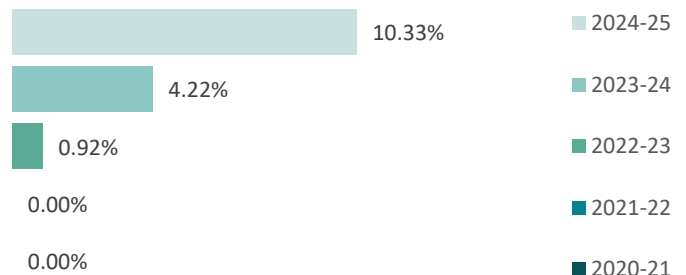


"Minority" is the combined total percentage of the four individual racial classifications.

### Percentage of Students Identifying as Hispanic




### Percentage of Youth Members Identifying as Hispanic

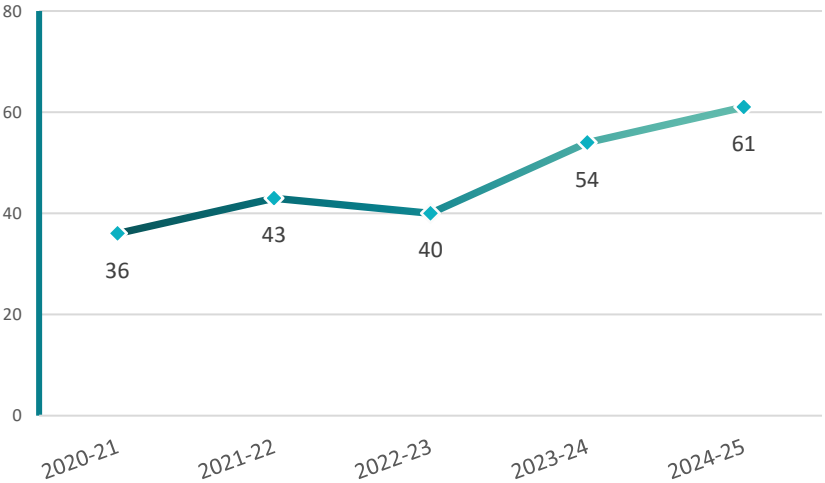





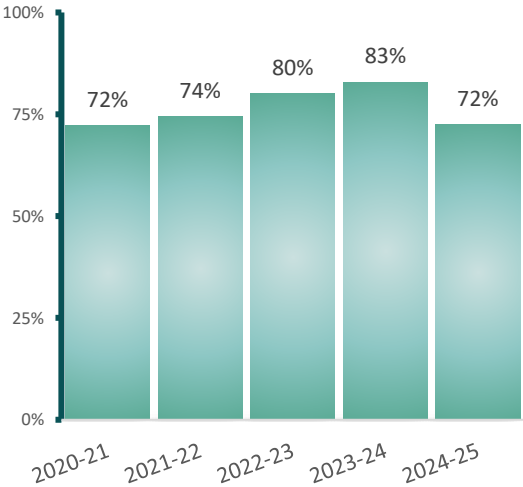
## Youth Recruitment and Retention

The following graphs show recruitment and retention of 4-H club members in Trempealeau County. 4-H club membership recruitment shows the number of new members by grade (K-12). 4-H club membership retention rates show the percentage, by grade, of each 2023-24 class that returned in 2024-25.

 Number of New Youth Members Recruited  
2020-21 to 2024-25

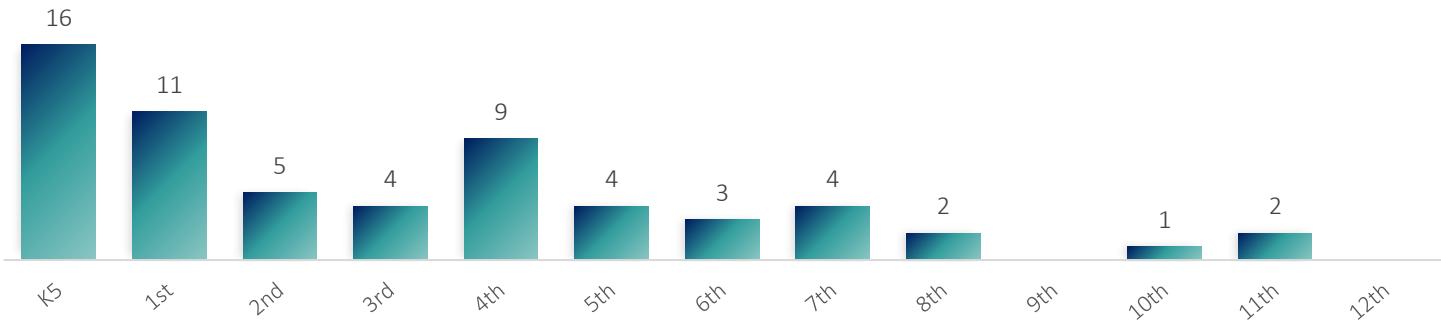


 Percent of Youth Members  
Retained 2020-21 to 2024-25

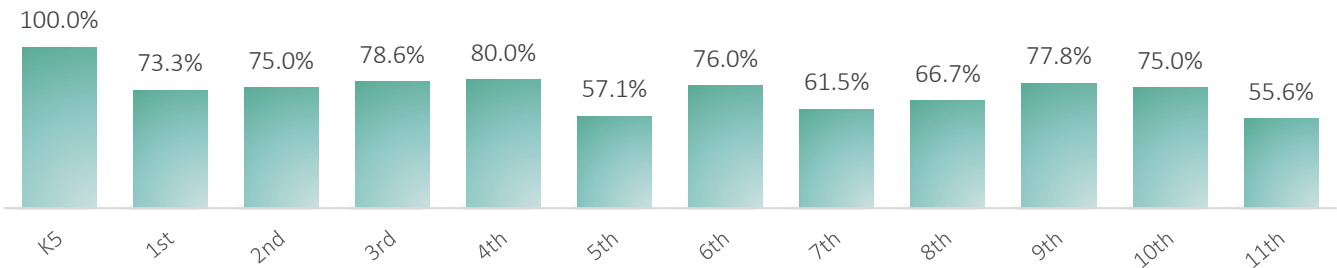


Recruitment refers to the process of recording a youth as a new member within the year. Retention is defined as the re-enrollment of a member from Kindergarten (K5) through 11th grade in the subsequent year. Should a member re-enroll in a different county, their retention will still be attributed to the original county.

 Number of New Youth Members Recruited by Grade in 2024-25



 Percent of Youth Members Retained By Grade in 2024-25

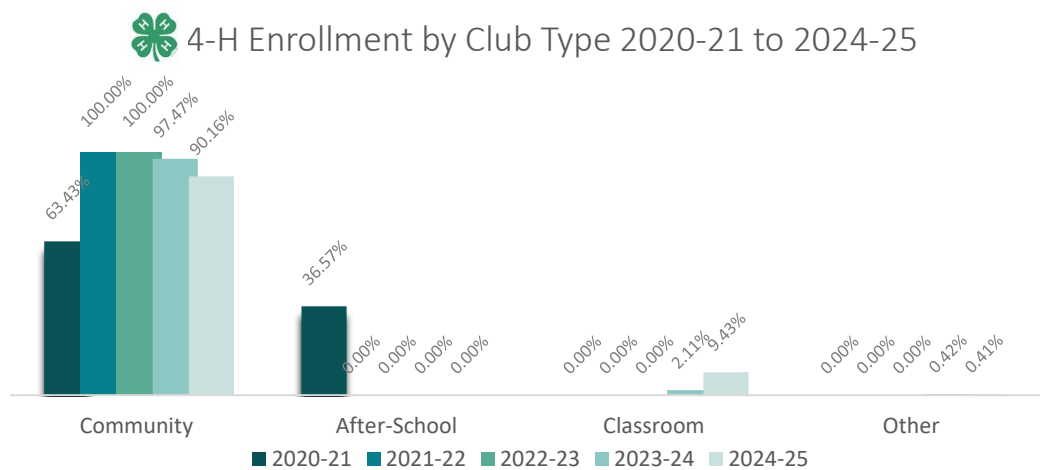




## Enrollment by Club Type

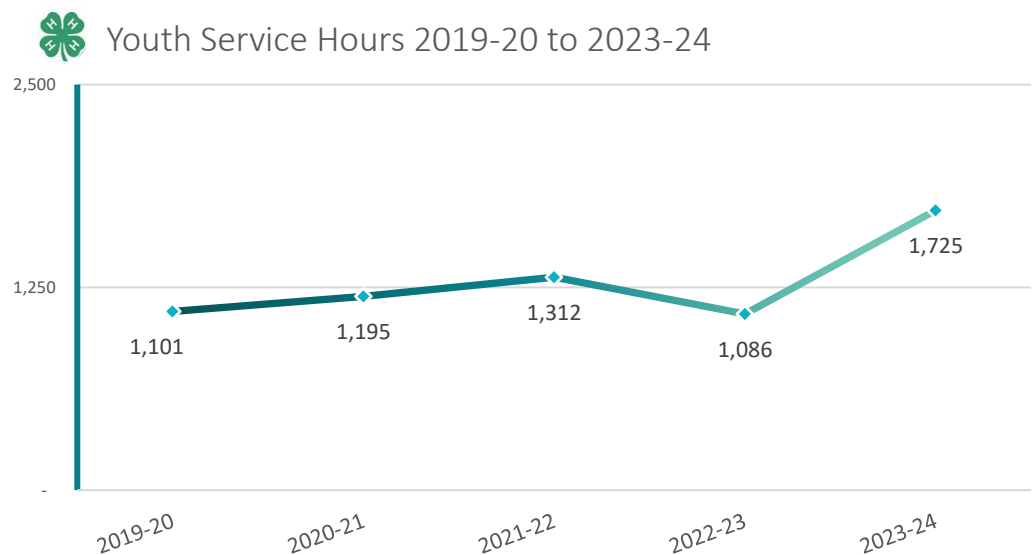
### Type

There are four main club types for enrollments – Community, After-School, Classroom, and Military. There are no 4-H Military Clubs in this county.

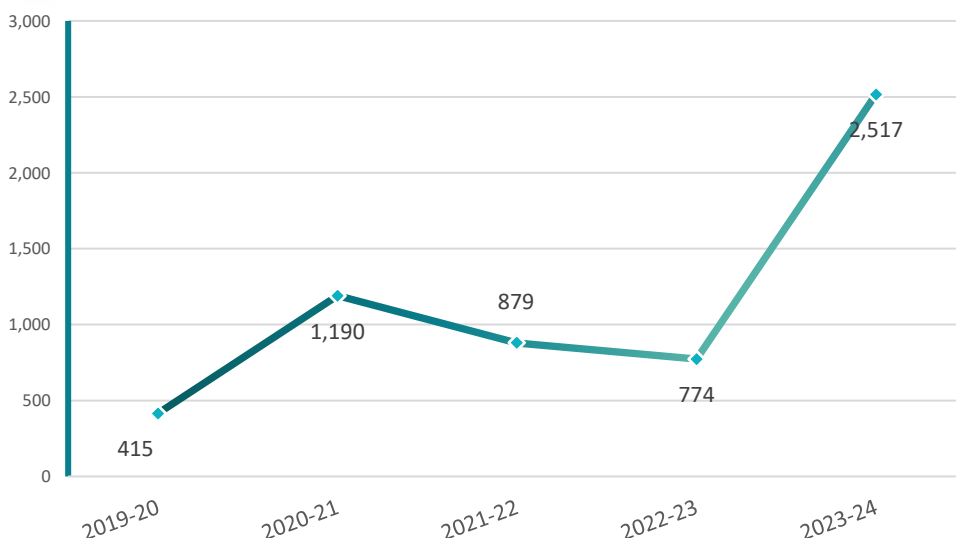


## Youth Community Service Hours

Youth are asked at enrollment to self-report the number of hours of community service performed in the previous year. As 2024-25 data is yet to be reported, we only display service hours until 2023-24.



## Adult Volunteer Service Hours 2019-20 to 2023-24



## Adult Volunteer Hours

Volunteers are asked at enrollment to self-report the number of hours they volunteered for 4-H in the previous year. As 2024-25 data is yet to be reported, we only display volunteer hours until 2023-24.

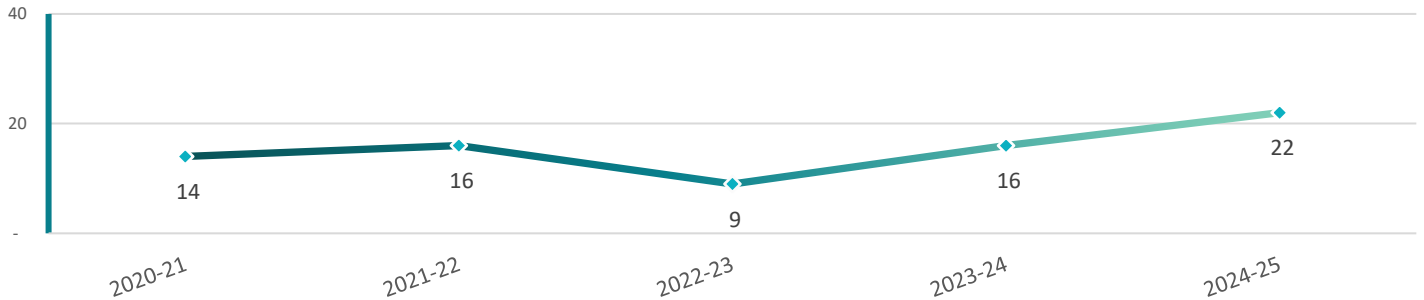


## Adult Volunteer Trends

Adult recruitment refers to individuals who join as 4-H volunteers in their first year, as indicated by the 'Years in 4-H' or 'Adult Years in Program' fields in the end-of-year export data. Retention, on the other hand, entails volunteers who remain enrolled in consecutive years, with the listed year indicating their re-enrollment.




### Total Number of Adult Volunteers



### Racial Breakdown of Adult Volunteers 2020-21 to 2024-25

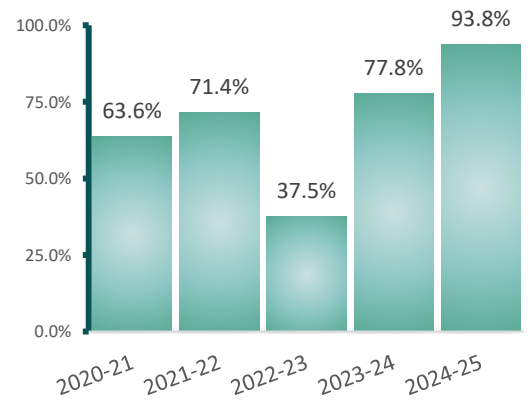
2020-21 2021-22 2022-23  
2023-24 2024-25



### Percent of Adult Volunteers Identifying as Hispanic



### Percent of Adult Volunteers Retained



### Adult Volunteers Recruited 2020-21 to 2024-25

